

Print date Thursday 21 April 2005
Print time 11:24:41
Version 5.1507

Speedometer test

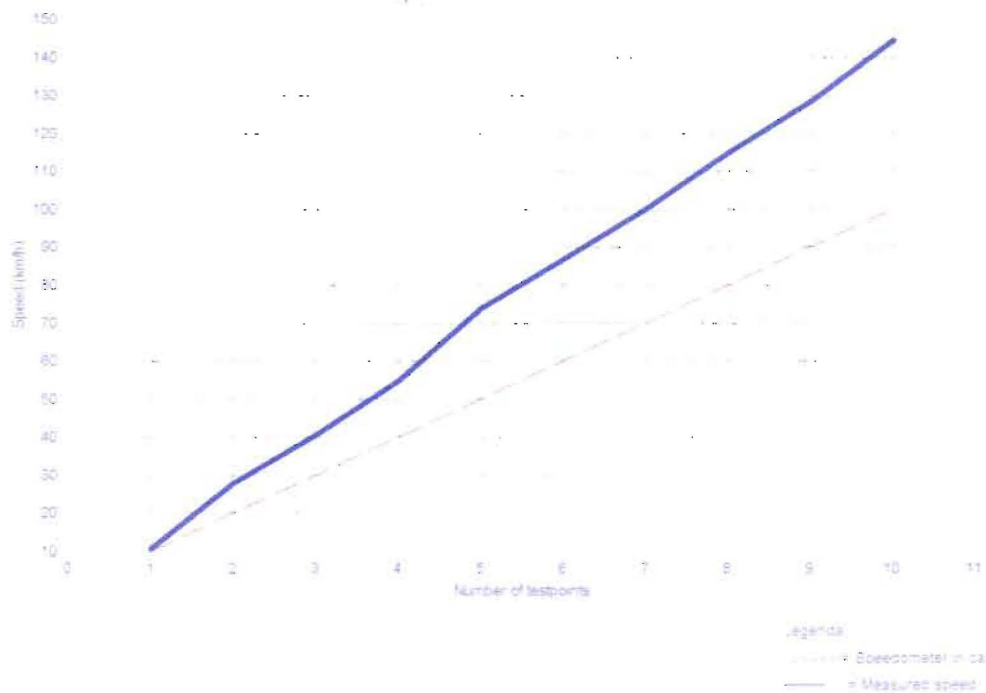


Table in (km/h):

	Speedometer in Car	Measured Speed	Difference
1	10.0	10.7	-0.7
2	20.0	27.7	-7.7
3	30.0	40.6	-10.6
4	40.0	54.6	-14.6
5	50.0	73.7	-23.7
6	60.0	86.7	-26.7
7	70.0	100.0	-30.0
8	80.0	114.8	-34.8
9	90.0	128.4	-38.4
10	100.0	144.3	-44.3



SPEED CENTRE

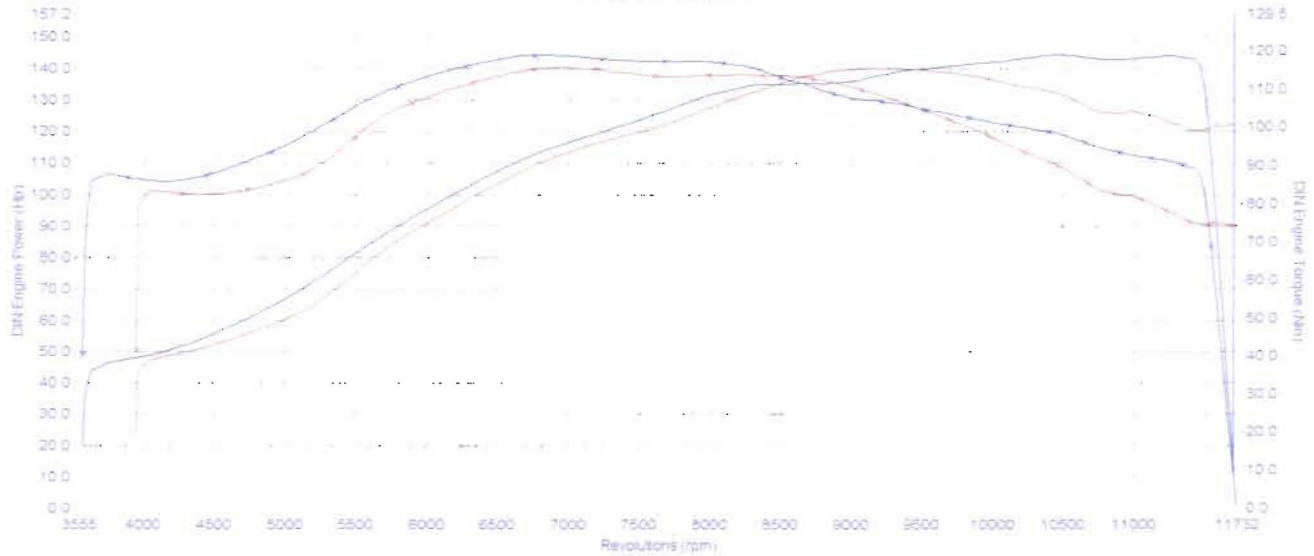
RIJNSTRAAT 33a
4191CK GELDERMALSEN
Tel: 0031 0345 684477
Fax: 0031 0345 684433

Mobile: 06 40335630
E-mail: speedcentre@t2move.nl

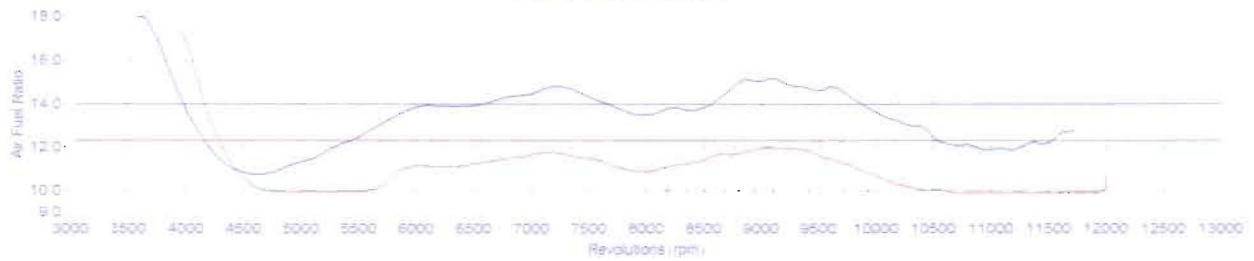
Print date: Thursday, 21 Apr 2005
Print time: 11:35:11
Version: 3.15a1

Losses added -> 0.14 PK/kmh

Power Curve



Air / Fuel Ratio



Runs

run file	run file	Air/FuelBar	Air/Fuel	CF	date & time	maximum rates
19-RH-JR.020		1019.7	14.8	0.985	21-04-2005 / 11:32:44	144.1Hp @ 10437rpm / 119Nm @ 6852rpm
19-RH-JR.001		999.3	16.5	1.008	18-04-2005 / 19:05:42	139.9Hp @ 9199rpm / 116Nm @ 8932rpm

